



Created by Valhalla Signworks - Boat Lettering, Etc.

PLEASING POSIEDON

COMPLETE CEREMONIAL RE-NAMING INSTRUCTIONS FOR YOUR BOAT

**INCLUDES ALL CEREMONIAL PROCEEDURES AND INVOCATIONS, & A LIST OF
SUPPLIES REQUIRED TO PROPERLY PURGE AND RE-NAME YOUR BOAT**

Copyrite Valhalla Signworks 2014. All rights reserved.

(415) 332-6608

Email: Victoria@butterflute.com

www.ValhallaSignworks.com

150 Harbor Drive #124 - Sausalito California 94965

Since the beginning of time, sailors have sworn that the unluckiest of ships are those who have changed their names. But what happens when you find that perfect boat, and her name is dreadful or simply does not resonate with your being? You will either pass on the boat or change her name. Thankfully, If you chose the latter, there are prescribed ceremonies designed to appease the ancient gods. Herein lies all you will require to perform these ceremonies. Here is provided, all procedures, invocations, and equipment for complete purging and renaming ceremonies.



PURGING CEREMONY

When purging your boat, it is acceptable to use White-Out or similar obliterating fluid to expunge the boat's old name from log books, engine and maintenance records, key chains etc., but it is much easier to simply remove the offending documents from the boat and start fresh. Don't forget the life rings and especially the transom and forward name boards. Do not under any circumstances carry aboard any item bearing your boat's name until the purging and renaming ceremonies have been completed! Once you are certain every reference to her old name has been removed from her, the Purging Ceremony can begin.

REQUIRED ITEMS FOR PURGING CEREMONY

- 1) Metal tag with OLD NAME inscribed with indelible marker pen
- 2) Compass
- 3) A bottle of reasonable good champagne

READ ALOUD THIS INVOCATION

Oh mighty and great ruler of the seas and oceans, to whom all ships and we who venture upon your vast domain are required to pay homage, we implore yo in your graciousness to expunge for all time from your records and recollection the name (*Here insert the OLD NAME of your vessel*) which has ceased to be an entity in your kingdom. As proof thereof, we submit this ingot bearing her name to be corrupt through your powers and forever be purged from the sea (*Drop prepared metal tag from the bow of the boat into the sea.*)

In grateful acknowledgement of your munificence and dispensation, we offer these libations to your majesty and your court. (Pour at least half of the bottle of Champagne into the sea from East to West. The remainder may be passed among your guests.)



RENAMING CEREMONY

PART I - APPEASING POSEIDON

The renaming ceremony usually is conducted immediately following the purging ceremony, however, it may be done at any time after the purging ceremony.

If the boat's new name has already been installed on the boat, be sure to cover it with the paper and tape provided until the ceremony has been completed. You may unveil the name at that time.

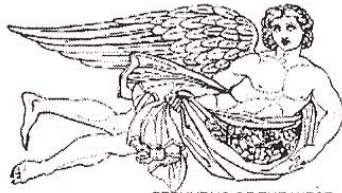
REQUIRED ITEMS FOR RENAMING CEREMONY

- 1) Champagne flute
- 2) Compass
- 3) A few bottles of reasonable good champagne

READ ALOUD THIS INVOCATION

Oh mighty and great ruler of the seas and oceans, to whom all ships and we who venture upon your vast domain are required to pay homage, implore you in your graciousness to take into your records and recollection this worthy vessel hereafter and for all time known as (*Here insert the NEW NAME.*), guarding her with your mighty arm and trident and ensuring her of safe and rapid passage through her journeys within your realm.

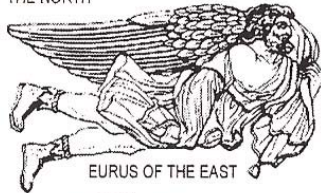
In appreciation of you munificence, dispensation and in honor of your greatness, we offer these libations to your majesty and your court. (*At this point, one bottle of Champagne, less on glass for the master and one glass for the mate, are poured into the sea from West to East.*)



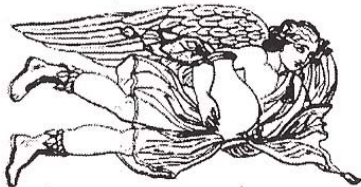
ZEPHYRUS OF THE WEST



BORREUS OF THE NORTH



EURUS OF THE EAST



NOTUS OF THE SOUTH

RENAMING CEREMONY

PART II - APPEASING THE FOUR WINDS


The next step in the renaming ceremony is to appease the gods of the winds. this will assure you of fair winds and smooth seas.

Beacurs the four winds are brothers, it is permissible to invoke them all at the same time, however,dureng the ceremony, you must address each by name.

When this last part of the ceremony has been completed,you may bring aboard any and all items bearing the new name of your vessel and remove the covering to unveil the boat's new name.

Toast with remaining libations.

If you wish to embellish your ceremony, Valhalla Signworks offers on-site ceremonial coordination with Universal Life Minister, Victoria Colella. All required supplies will be provided as well as the champagne, flute music and additional smudging materials for the purging process.



ULM Victoria Colella